










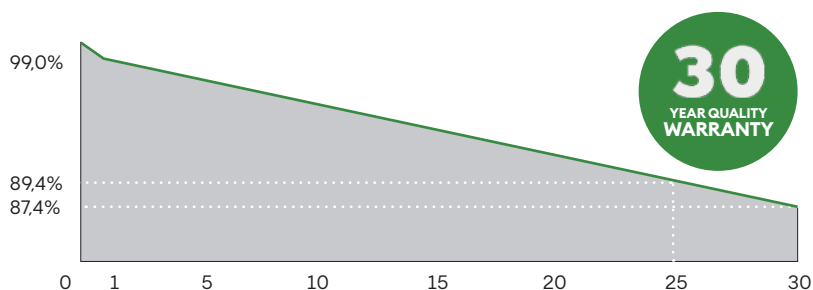
# NORDIKA SERIES 465W / 490W

NT6 N-Type  
Ultra Black Bifacial

-  Bifacial technology enables additional energy harvesting from rear side (up to 30%)
-  30 years lifespan brings 10-30% additional power generation comparing with conventional P-type module
-  N-type solar cell has no LID naturally which can increase power generation
-  Stronger surface resistance to mechanical loads with 8000PA front side and 5400PA back side
-  Better light trapping and current collection to improve module power output and reliability
-  Industry leading lowest thermal co-efficient of power
-  Optimized electrical design and lower operating current for reduced hot spot loss and better temperature coefficient
-  Passed kiwa hail test with a diameter of 55mm a speed of 33.9m per second



## LINEAR PERFORMANCE WARRANTY



## ABOUT OMNIS POWER

Omnis Power was founded in 2010 by a group of entrepreneurs with experience in the energy sector and a common idea: to innovate the renewable energy sector. Arising from several spin-offs of leading companies in the industry, Omnis Power is at the forefront of new technology research and competitive product development.

Today, Omnis Power is a European company with international experience that believes and invests Norway in addition to numerous partners around the world. The increasingly strong group already has offices in Italy, Lithuania, Estonia, Germany and Norway in addition to numerous partners around the world.

## ELECTRIC CHARACTERISTICS

## NT6 N-TYPE 465/490 W BF

Model of modules	OP465M60-NT6-BF		OP470M60-NT6-BF		OP475M60-NT6-BF		OP480M60-NT6-BF		OP490M60-NT6-BF	
	STC	NOCT	STC	NOCT	STC	NOCT	STC	NOCT	STC	NOCT
Maximum power — $P_{mp}$ (W)	465	350	470	354	475	358	480	362	490	366
Open-circuit voltage — $V_{oc}$ (V)	42.38	39.9	42.52	40.1	42.66	40.2	42.8	40.4	43.06	40.3
Short-circuit current — $I_{sc}$ (A)	14.03	11.31	14.12	11.38	14.2	11.44	14.29	11.52	14.47	11.66
Maximum power voltage — $V_{mp}$ (V)	34.99	32.9	35.11	33	35.24	33.2	35.38	33.3	35.66	33.3
Maximum power current — $I_{mp}$ (A)	13.29	10.63	13.39	10.71	13.48	10.77	13.57	10.86	13.75	11
Module efficiency	21.47		21.70		21.93		22.16		22.62	

**STC** (Standard Testing Conditions): Irradiance 1000W/m<sup>2</sup>, Cell Temperature 25 °C, Spectra at AM1.5, Flash test tolerance +4 %

**NOCT** (Nominal Operating Cell Temperature): Irradiance 800W/m<sup>2</sup>, Ambient Temperature 20°C, Spectra at AM1.5, Wind at 1m/s

## ELECTRICAL CHARACTERISTICS WITH 15% REAR SIDE POWER GAIN

Total power Pmax/W	534.75	540.50	546.25	552.00	563.50
Vmp / V (Total)	34.99	35.11	35.24	35.38	35.66
Imp / A (Total)	15.28	15.39	15.50	15.60	15.80
Voc / V (Total)	42.38	42.52	42.66	42.80	43.06
Isc / A (Total)	16.13	16.24	16.33	16.43	16.64

## STRUCTURAL CHARACTERISTICS

Module size (L*W*H)	1910x1134x30mm
Weight	26kg
Cell	120 cells, N type Monocrystalline 182x91mm
Front glass	2.0mm, Anti-Reflection Coating
Back glass	2.0mm, Heat Strengthened Glass
Frame	Anodized aluminum alloy
Junction box	IP68, 3 bypass diodes
Output wire	4mm <sup>2</sup>
Wire length	300mm/1100mm/customized
Connector	MC4 Compatible
Packing Specification	36 pcs/Pallet; 864 pcs/40' HQ

## OPERATING PARAMETERS

Power tolerance (W)	(0~+4)
Maximum system voltage (V)	1500
Maximum rated fuse current (A)	30
Current operating temperature (°C)	-40~+85°C
Mechanical load	8000 Pa / 5400 Pa

## TEMPERATURE RATINGS

Temperature coefficient ( $P_{max}$ )	-0.30% / °C
Temperature coefficient ( $V_{oc}$ )	-0.25% / °C
Temperature coefficient ( $I_{sc}$ )	0.045% / °C
Nominal operating cell temperature	45±2 °C

## MODULE DIMENSIONS (MM)

